

AHANC Patterns

Class # 1 - Adult Showmanship ATR

Judges - Ryan/Burkman

Showmanship

■ PATTERN L • LEVEL 2

Exhibitors are to complete the pattern on the side of the marker as indicated in the drawing

- **In the Ring**— Exhibitors enter arena and remain collectively for the entire class. Exhibitors are to enter the arena at the walk. Trot at the marker and line up at the discretion of the ringmaster.
- **In and Out of the Ring**— Exhibitors enter arena one at a time and are excused at the completion of their pattern.
- **At the Gate**— Exhibitors enter arena one at a time and are gathered in arena for final inspection as a collective group.

Be ready at marker A.

Trot from marker A to marker B.

Stop at marker B and back halfway to marker A.

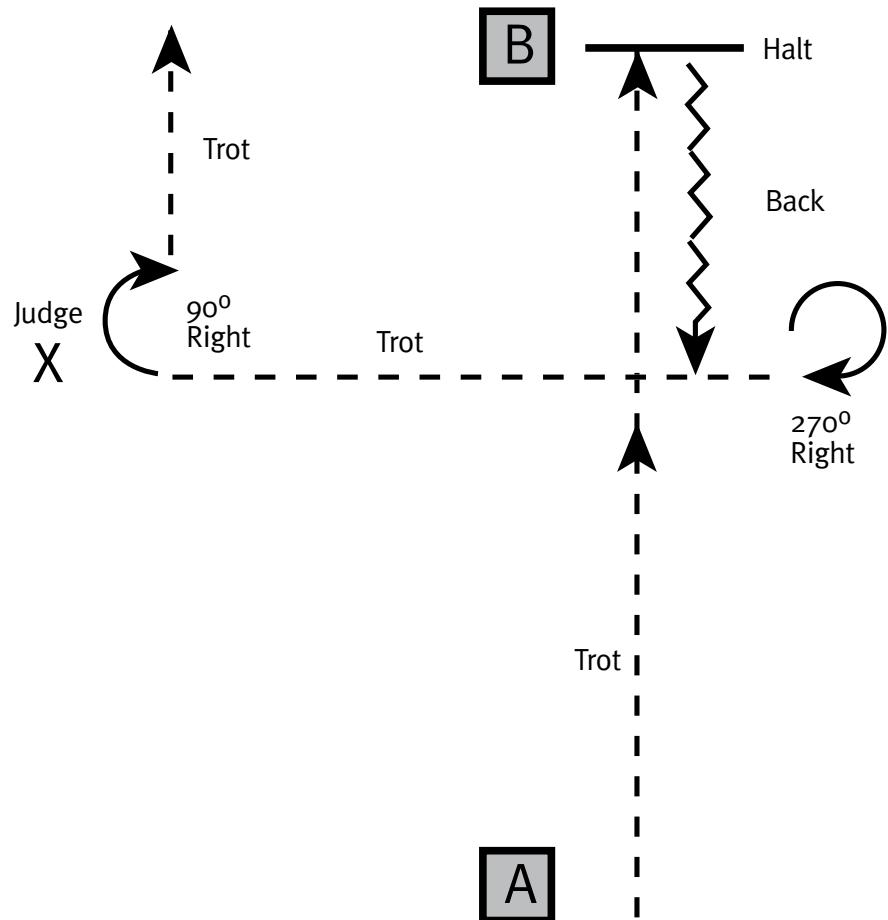
Stop and perform a 270-degree turn.

Trot to judge.

Stop. Set up for inspection.

When dismissed perform a 90-degree turn and trot away as drawn.

Return to the lineup at the trot as directed by the ringmaster or exit at the trot.



	Stop / Halt
—	Canter
- -	Trot
••••	Walk
↗	Back
■	Marker
⊗	Lineup

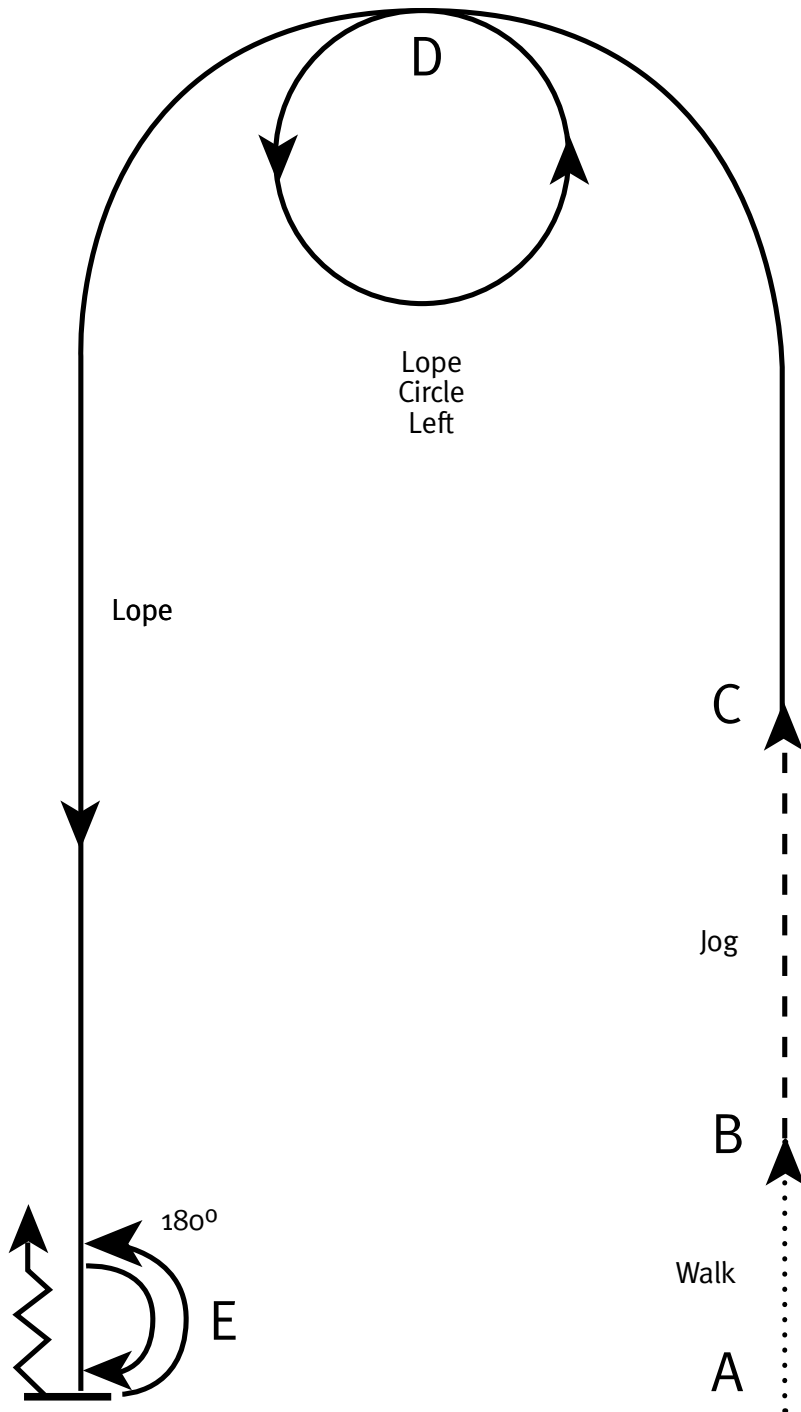
AHANC Patterns

Class #49 Western Horsemanship - JTR 13 & Under Judges - Ryan/Burkman

Western Horsemanship

PATTERN C • Tests 1,2,3,6

*The drawn description of this pattern is only intended for the general depiction of the pattern.
Exhibitors should utilize the arena to best exhibit their horses.*



Be ready at marker A.

Walk from marker A to marker B.

Jog to marker C.

Lope on the left lead to marker D.

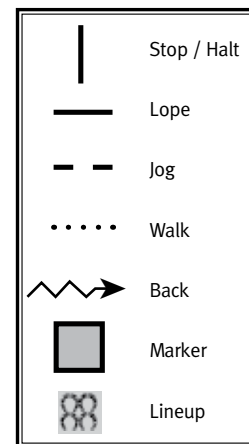
Continue to lope a circle on the left lead around marker D and continue to marker E. Stop.

Execute a 180-degree on hindquarters to the left.

Execute a 180-degree turn on hindquarters to the right.

Back four steps.

Return to the lineup at the jog or exit arena at the jog.



This pattern may only be used for:

- 13 & Under
- 14 - 18
- 18 & Under
- 19 & Over

If used at a Regional or National Show, pattern may not be run from the lineup.

AHANC Patterns
 Class #50 Western Horsemanship - JTR 14-18
 Judges - Ryan/Burkman

Western Horsemanship

PATTERN F • Tests 1,2,3,4

The drawn description of this pattern is only intended for the general depiction of the pattern. Exhibitors should utilize the arena to best exhibit their horses.

Be ready at marker A.

Jog from marker A to marker B.

Lope a circle on the right lead.

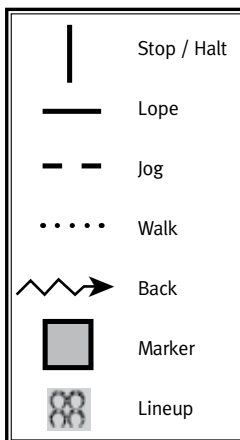
Continue out of the circle at a lope and simple change (walk or jog) to the left lead before marker C.

Lope a left circle on left lead at marker C.

Continue on the left lead to marker D.

Stop and back ten feet.

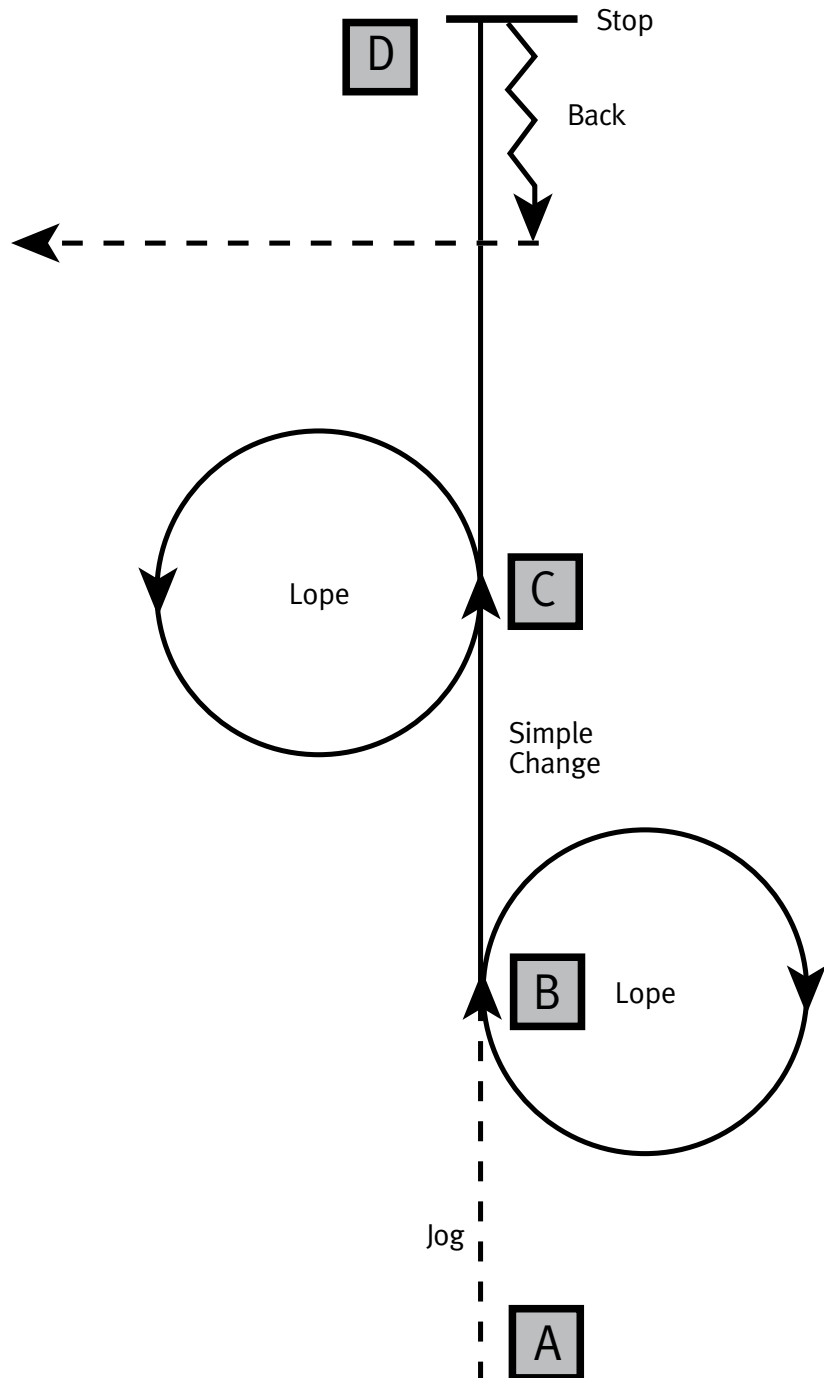
Return to the lineup at the jog or exit the arena at the jog.



This pattern may only be used for:

- 13 & Under
- 14 - 18
- 18 & Under
- 19 & Over

If used at a Regional or National Show, pattern may not be run from the lineup.

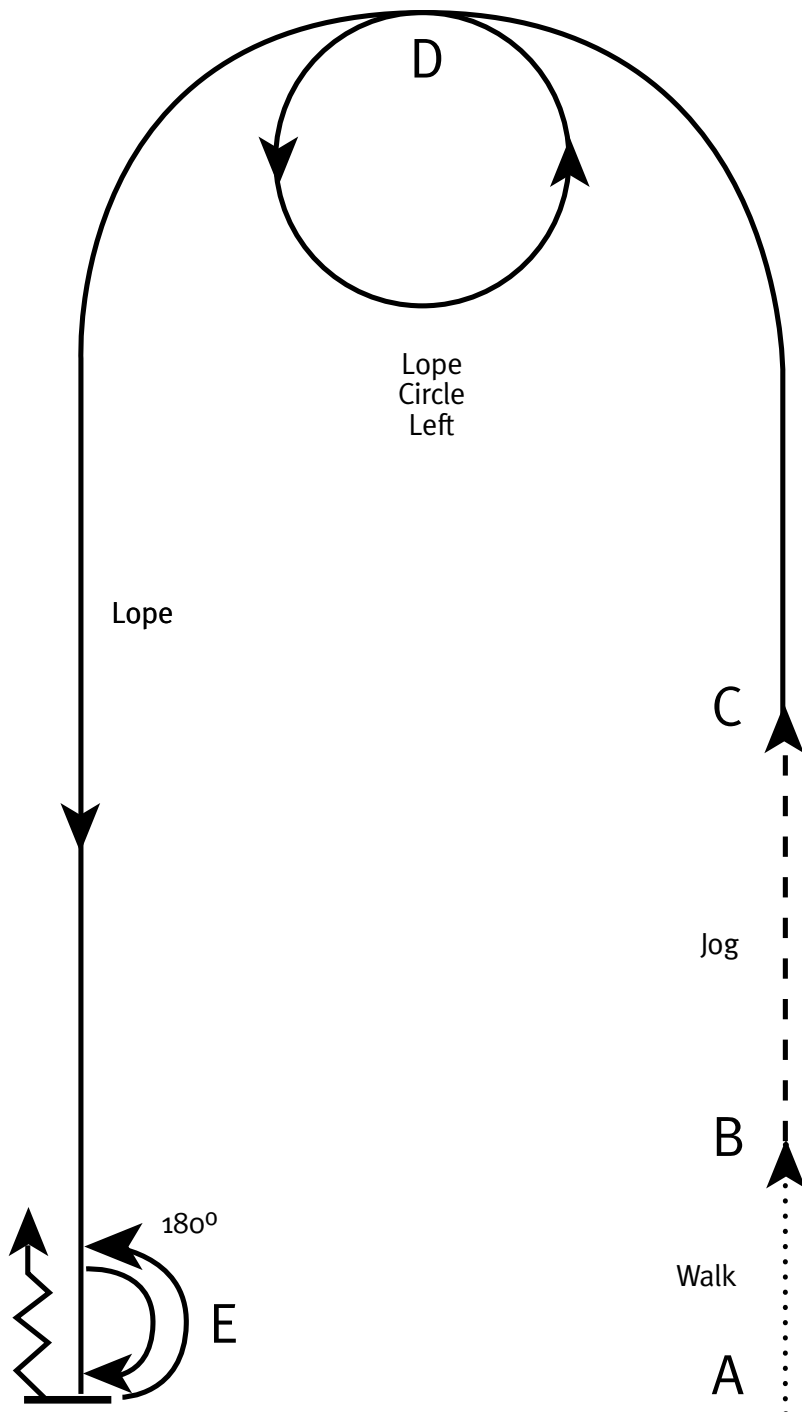


AHANC Patterns
 Class #51 Western Horsemanship - ATR
 Judges - Ryan/Burkman

Western Horsemanship

PATTERN C • Tests 1,2,3,6

*The drawn description of this pattern is only intended for the general depiction of the pattern.
 Exhibitors should utilize the arena to best exhibit their horses.*



Be ready at marker A.

Walk from marker A to marker B.

Jog to marker C.

Lope on the left lead to marker D.

Continue to lope a circle on the left lead around marker D and continue to marker E. Stop.

Execute a 180-degree on hindquarters to the left.

Execute a 180-degree turn on hindquarters to the right.

Back four steps.

Return to the lineup at the jog or exit arena at the jog.

	Stop / Halt
—	Lope
- -	Jog
••••	Walk
~>	Back
■	Marker
⊞	Lineup

This pattern may only be used for:

- 13 & Under
- 14 - 18
- 18 & Under
- 19 & Over

If used at a Regional or National Show, pattern may not be run from the lineup.

AHANC Patterns

Class #52 Western Horsemanship Medal - 18 & Under Judges - Ryan/Burkman

Western Horsemanship

PATTERN K • Tests 1,2,3,6

The drawn description of this pattern is only intended for the general depiction of the pattern.
Exhibitors should utilize the arena to best exhibit their horses.

Be ready at marker A.

Pick up the left lead and lope to marker B.

Stop and pivot 360-degrees on hindquarters right.

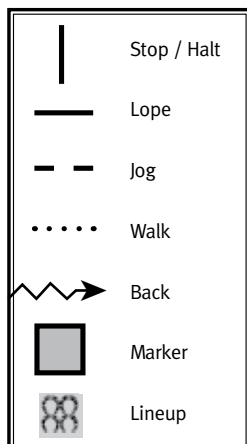
Pick up right lead, lope a circle to right and lope to marker C.

Stop and pivot 360-degrees on hindquarters left.

Pick up left lead, lope circle to the left and lope to marker D.

Stop at marker D and back approximately ten feet.

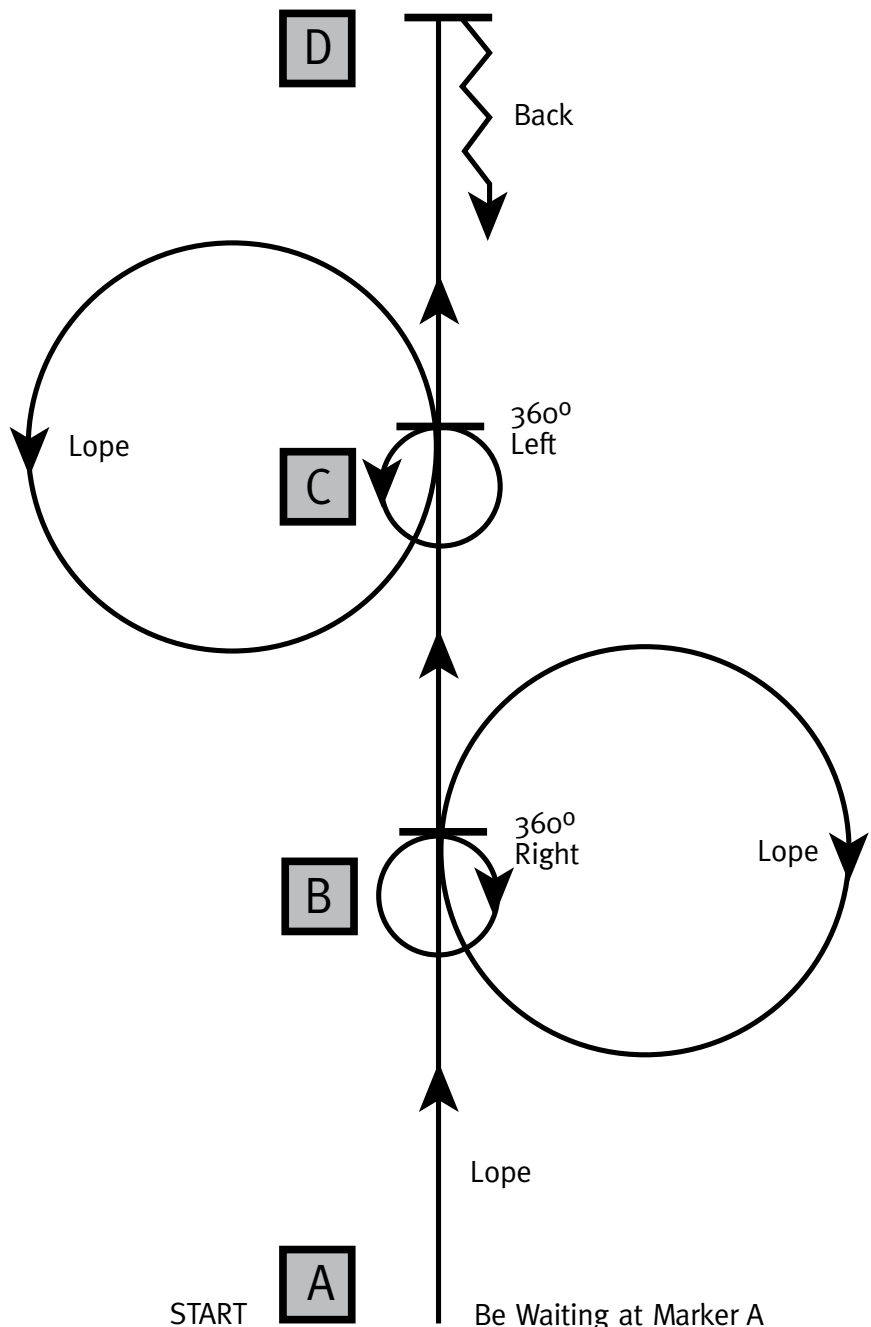
Return to the lineup at the jog or exit arena at the jog.



This pattern may only be used for:

- 13 & Under
- 14 - 18
- 18 & Under
- 19 & Over

If used at a Regional or National Show, pattern may not be run from the lineup.



AHANC Patterns

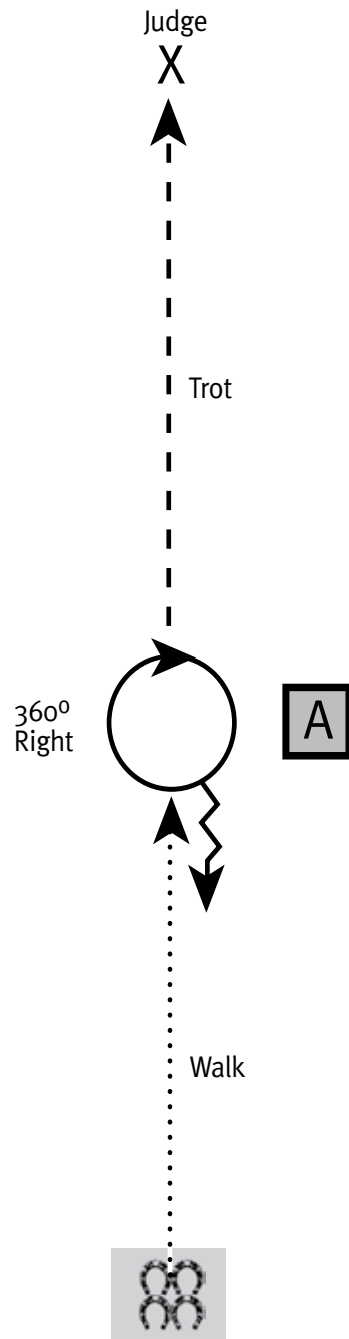
Class # 92 Youth Showmanship - Handlers 10 & Under Judges - Burkman/Ryan

Showmanship

PATTERN E • LEVEL 1

Exhibitors are to complete the pattern on the side of the marker as indicated in the drawing

- **In the Ring**— Exhibitors enter arena and remain collectively for the entire class. Exhibitors are to enter the arena at the walk. Trot at the marker and line up at the discretion of the ringmaster.
- **In and Out of the Ring**— Exhibitors enter arena one at a time and are excused at the completion of their pattern.
- **At the Gate**— Exhibitors enter arena one at a time and are gathered in arena for final inspection as a collective group.



Line up at direction of ringmaster — can be head to tail or side by side.

Walk to marker A.

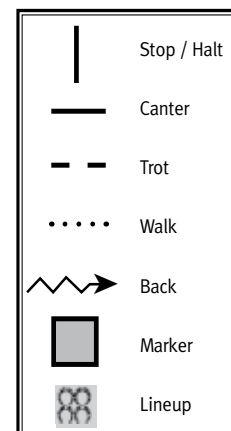
At marker A, execute a 360-degree turn.

Back four steps.

Trot to judge.

Set up for inspection.

When dismissed return to the lineup at the trot or exit at the trot.



AHANC Patterns

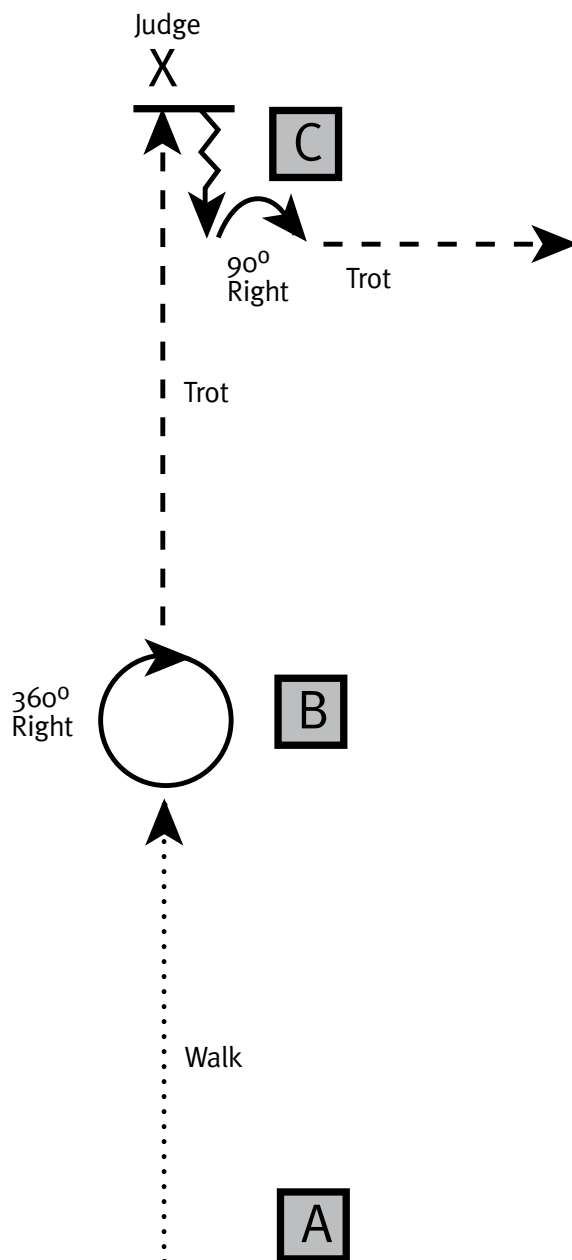
Class #93 - Youth Showmanship - Handlers 11 thru 18 years Judges - Burkman/Ryan

Showmanship

PATTERN G • LEVEL 1

Exhibitors are to complete the pattern on the side of the marker as indicated in the drawing

- **In the Ring**— Exhibitors enter arena and remain collectively for the entire class. Exhibitors are to enter the arena at the walk. Trot at the marker and line up at the discretion of the ringmaster.
- **In and Out of the Ring**— Exhibitors enter arena one at a time and are excused at the completion of their pattern.
- **At the Gate**— Exhibitors enter arena one at a time and are gathered in arena for final inspection as a collective group.



Be ready at marker A.

Walk to marker B. Stop.

Perform a 360-degree (1) haunch turn to the right. Stop.

Trot to marker C. Stop.

Set up for inspection.

After dismissal, back four steps.

Perform a 90-degree turn to the right and trot into the completion line as directed by the ringmaster or exit at the trot.

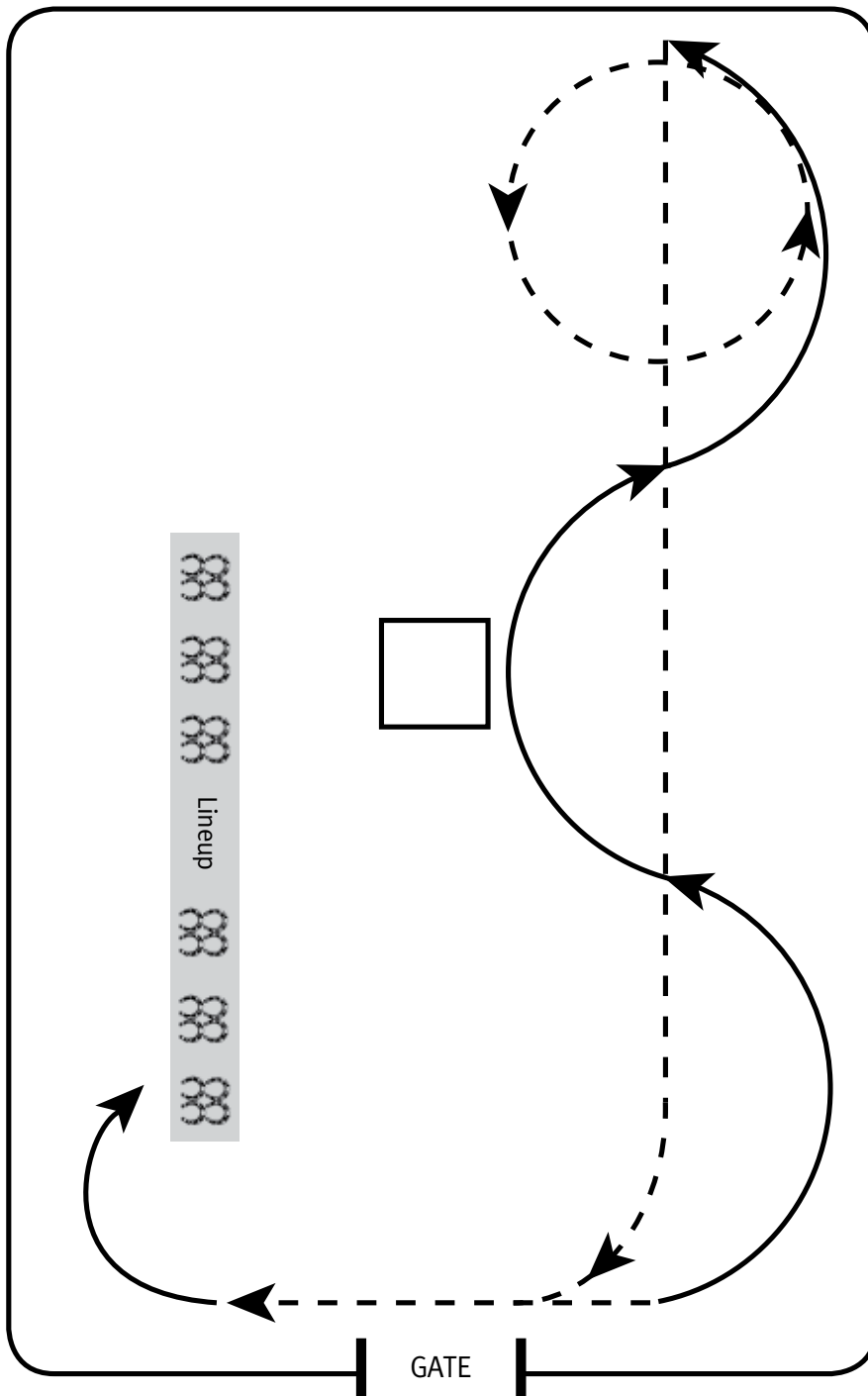
	Stop / Halt
	Canter
	Trot
	Walk
	Back
	Marker
	Lineup

AHANC Patterns

Class #109 - AHA Saddle Seat Equitation Medal Class Judges - Burkman/Ryan

Saddle Seat

PATTERN T • Tests 2,6,11



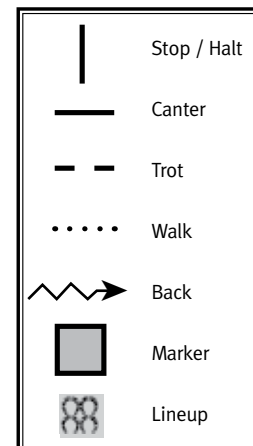
Enter the ring at a walk and turn right.

Execute a three loop serpentine at the canter demonstrating two simple changes of lead beginning on the left lead. Halt.

Trot a circle to the left on the right diagonal. Halt.

Turn to the left and trot a line down the center of the serpentine. Change diagonal every four strides beginning on the left diagonal. Halt.

Return to the lineup or exit the ring at the trot.



This pattern may only be used for:

- 13 & Under
- 14 - 18
- 18 & Under
- 19 & Over

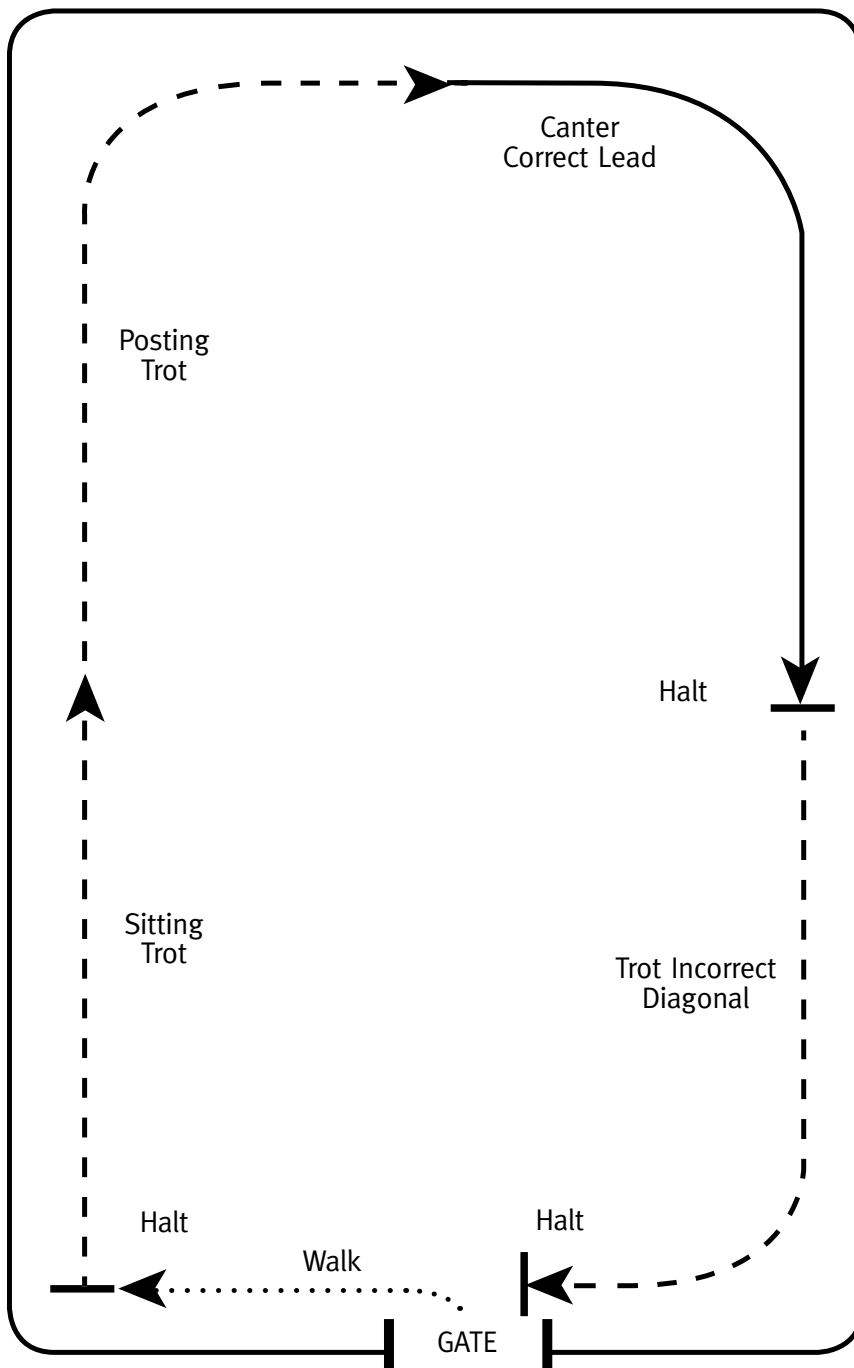
If used at a Regional or National Show, pattern may not be run from the lineup.

AHANC Patterns

112 - AHA Hunter Seat NTJ Medal Class - 13 & Under Judges - Burkman/Ryan

Hunter/Jumping Seat

PATTERN E • EQUITATION – Tests 1,5



Enter arena at a walk. Halt.

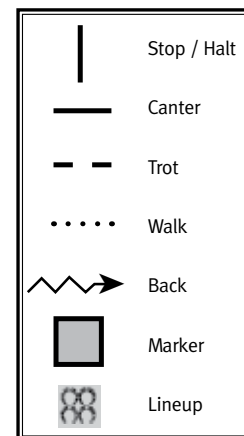
Pick up a sitting trot.

Change to posting trot, correct diagonal.

Canter correct lead. Halt.

Trot on the incorrect diagonal to gate.

Halt. Exit at a walk or return to the lineup.



This pattern may only be used for:

- 13 & Under
- 14 - 18
- 18 & Under
- 19 & Over

If used at a Regional or National Show, pattern may not be run from the lineup.

AHANC Patterns

113 - AHA Hunter Seat Not to Jump Medal Class - 14-18 Judges - Burkman/Ryan

Hunter/Jumping Seat

PATTERN H • Tests 1,5

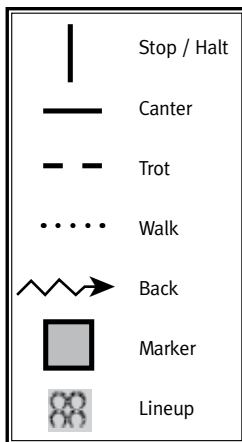
Enter the arena at the walk and turn left.

Pick up a sitting trot down the rail.
At the half way point move into the posting trot on the correct diagonal.
Continue to the center of the end of the arena.

Transition into the canter in a circle to the right on the correct lead. Upon completing the circle transition to the posting trot on the correct diagonal down the rail.

At the end of the straightaway halt.

Return to the lineup or exit the arena at the walk.



This pattern may only be used for:

- 13 & Under
- 14 - 18
- 18 & Under
- 19 & Over

If used at a Regional or National Show, pattern may not be run from the lineup.

