

AHANC Patterns

Classes # 1 - Adult Showmanship ATR &
 #91 - Youth Showmanship - Handlers 11 thru 18 years
 Judges Clanton/Callahan-Smith

Showmanship

PATTERN L • LEVEL 2

- In the Ring**— Exhibitors enter arena and remain collectively for the entire class. Exhibitors are to enter the arena at the walk. Trot at the marker and line up at the discretion of the ringmaster.
- In and Out of the Ring**— Exhibitors enter arena one at a time and are excused at the completion of their pattern.
- At the Gate**— Exhibitors enter arena one at a time and are gathered in arena for final inspection as a collective group.

AHANC will be using the
 In and Out of Ring procedure

Be ready at marker A.

Trot from marker A to marker B.

Stop at marker B and back halfway to marker A.

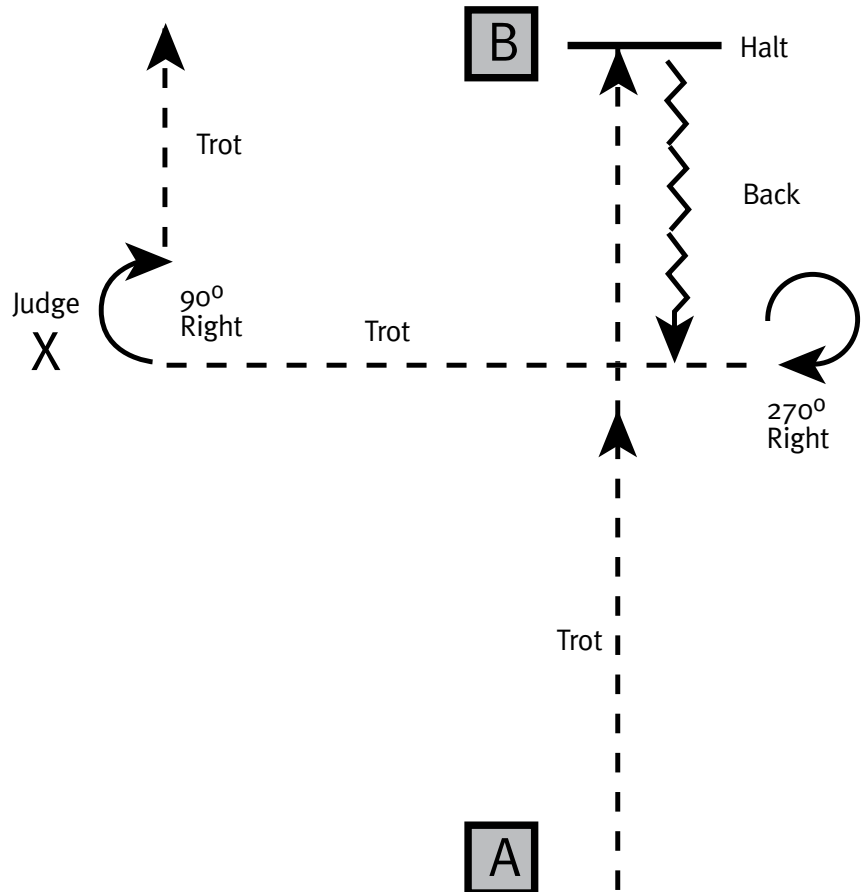
Stop and perform a 270-degree turn.

Trot to judge.

Stop. Set up for inspection.

When dismissed perform a 90-degree turn and trot away as drawn.

Return to the lineup at the trot as directed by the ringmaster or exit at the trot.



| | |
|------|-------------|
| | Stop / Halt |
| — | Canter |
| - - | Trot |
| •••• | Walk |
| ~> | Back |
| ■ | Marker |
| ⊞ | Lineup |

AHANC Patterns

Class #90 - Youth Showmanship - Handlers 10 & Under Judges Clanton/Callahan-Smith

Showmanship

PATTERN B • LEVEL 1

- In the Ring**— Exhibitors enter arena and remain collectively for the entire class. Exhibitors are to enter the arena at the walk. Trot at the marker and line up at the discretion of the ringmaster.
- In and Out of the Ring**— Exhibitors enter arena one at a time and are excused at the completion of their pattern.
- At the Gate**— Exhibitors enter arena one at a time and are gathered in arena for final inspection as a collective group.

Be ready at marker A.

Walk from marker A to marker B.

Trot from marker B to marker C.

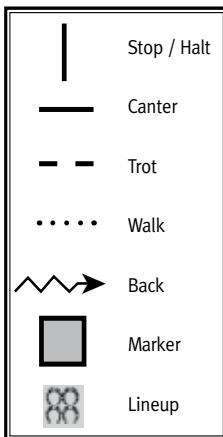
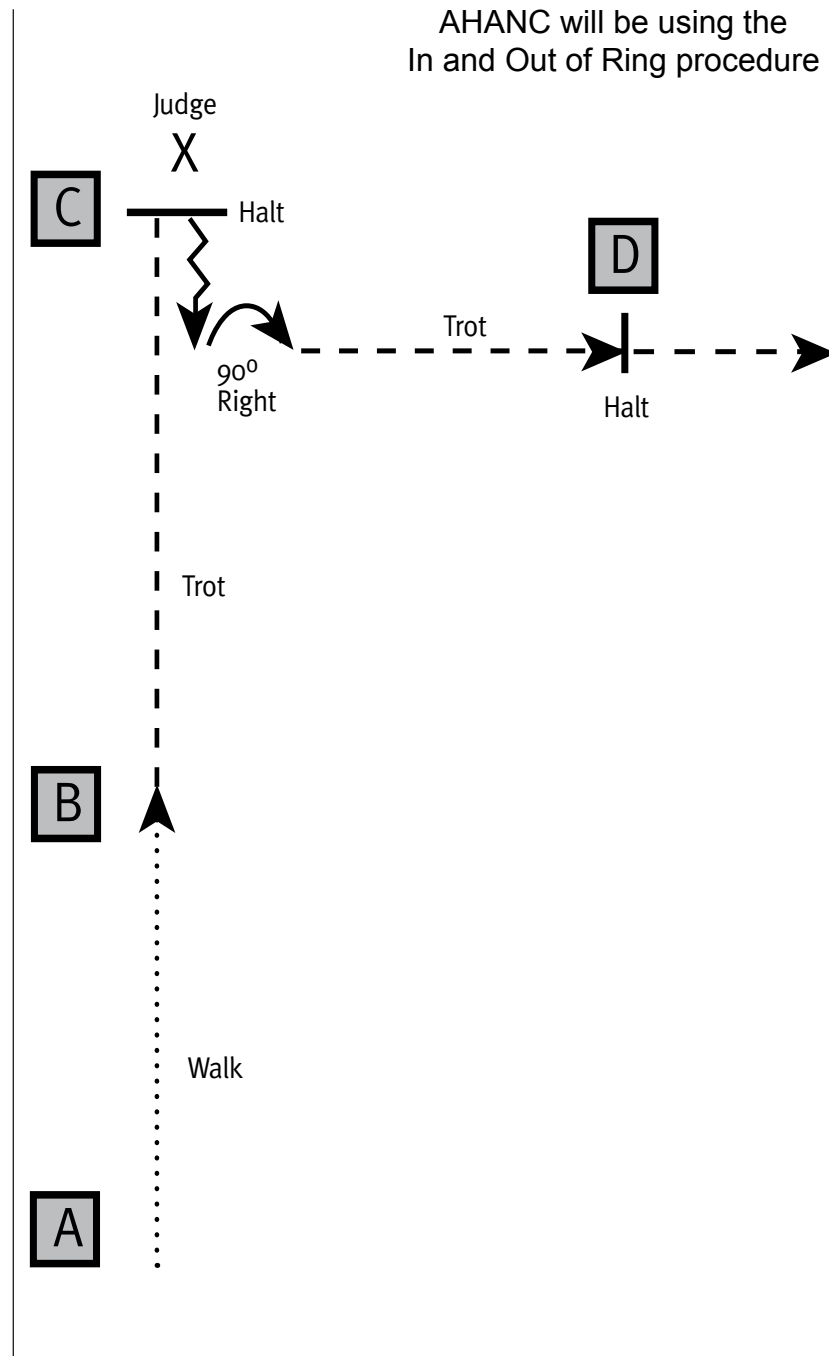
Stop at marker C and set up for inspection.

When dismissed, back four steps.

Perform a 90-degree turn and trot to marker D as drawn. Stop.

Hesitate for several seconds and then trot to new lineup as directed by the ringmaster or exit at the trot.

AHANC will be using the
In and Out of Ring procedure



AHANC Patterns

Class #109 - AHA Saddle Seat Equitation Medal Class Judges Clanton/Callahan-Smith

Saddle Seat

PATTERN X • Tests 3,7,13

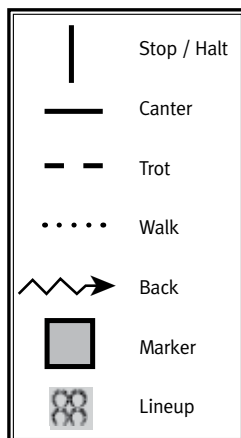
Enter the ring at a trot. Turn right and trot down the right rail to the first quarter (1/4) point.

Continue to trot and execute a two (2) loop serpentine across the width of the arena, demonstrating one change of diagonal. Continue to trot down the left rail to the midpoint of arena. Halt.

Turn and canter on the left lead a diagonal line to the midpoint of the far end. Halt.

Turn and canter on the right lead a diagonal line to the midpoint of the right wall. Halt.

Exit ring at a trot on the correct diagonal.



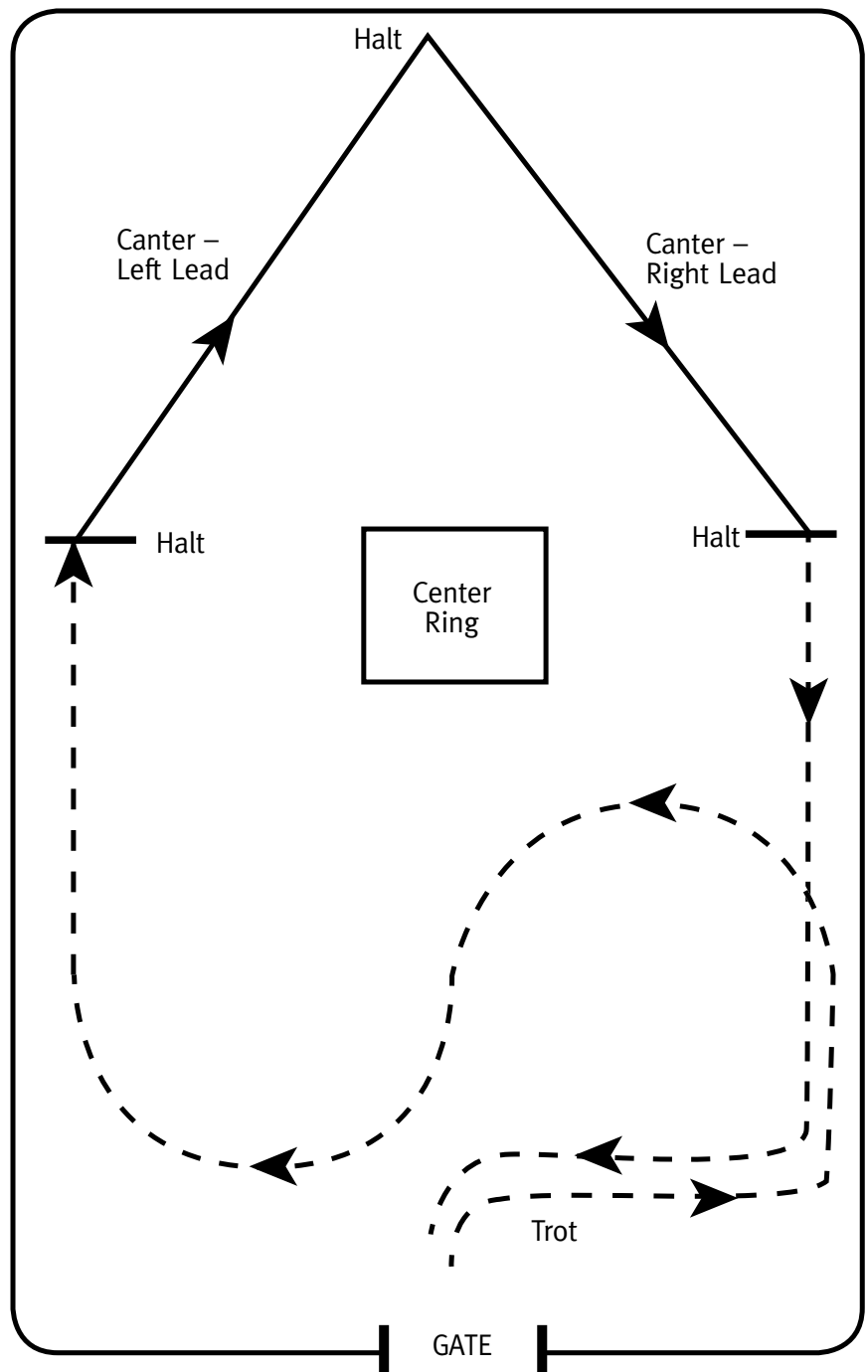
This pattern may only be used for:

- 14 - 18
- 18 & Under
- 19 & Over

*This pattern may **NOT** be used for:*

- 13 & Under

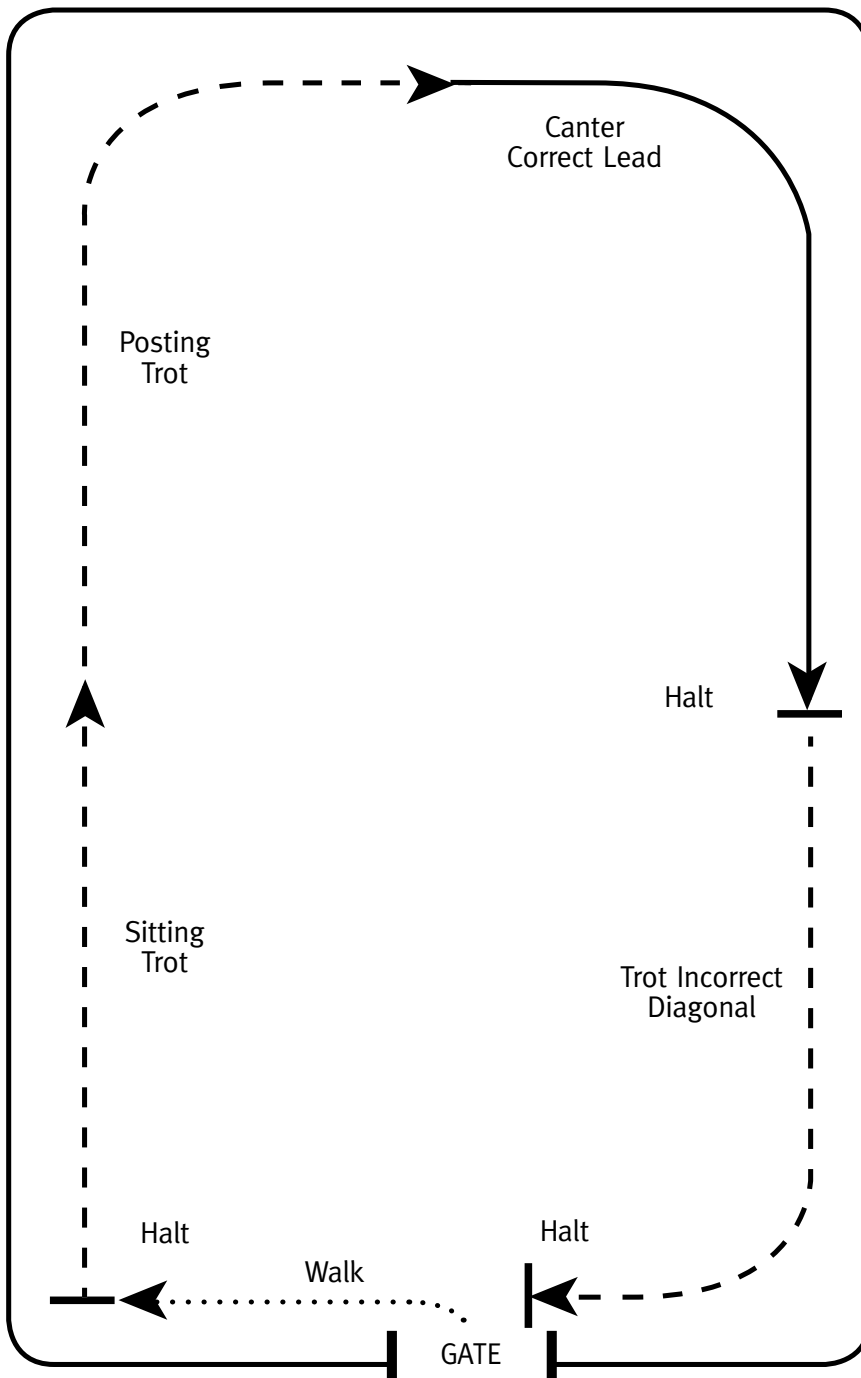
If used at a Regional or National Show, pattern may not be run from the lineup.



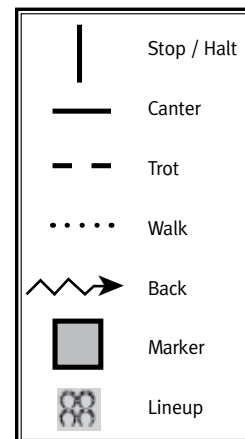
AHANC Patterns

Class #112 - AHA Hunter Seat Not to Jump Medal Class - 13 & Under
Judges Clanton/Callahan-Smtih

Hunter/Jumping Seat PATTERN E • EQUITATION – Tests 1,5



Enter arena at a walk. Halt.
Pick up a sitting trot.
Change to posting trot, correct diagonal.
Canter correct lead. Halt.
Trot on the incorrect diagonal to gate.
Halt. Exit at a walk or return to the lineup.



This pattern may only be used for:

- 13 & Under
- 14 - 18
- 18 & Under
- 19 & Over

If used at a Regional or National Show, pattern may not be run from the lineup.

AHANC Patterns

Class #113 - AHA Hunter Seat Not to Jump Medal Class - 14-18

Judges Clanton/Callahan-Smtih

Hunter/Jumping Seat

PATTERN GG • Tests 1,2,5,14

Trot down the left rail at a sitting trot.

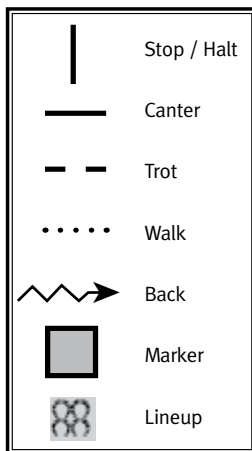
Execute a two loop serpentine at a posting trot.

Without stopping, continue into a canter and enter two, two loop serpentine at the canter, showing a simple or flying change of lead.

Continue cantering around the end of the arena.

Show a hand gallop down the side of the arena. Halt.

Return to lineup or exit at a walk.



This pattern may only be used for:

- 14 - 18
- 18 & Under
- 19 & Over

*This pattern may **NOT** be used for:*

- 13 & Under

If used at a Regional or National Show, pattern may not be run from the lineup.

Pattern not legal in Canada

