

AHANC Patterns

Class # 190 • Western Horsemanship 13 & under Judges Kibler/Pacho

Western Horsemanship

PATTERN T • Tests 1,2,3,6

*The drawn description of this pattern is only intended for the general depiction of the pattern.
Exhibitors should utilize the arena to best exhibit their horses.*

Be ready at marker A.

Jog to marker B. Stop.

Lope a semi-circle on the right lead to marker C.

Turn 180-degrees on the haunches to the left.

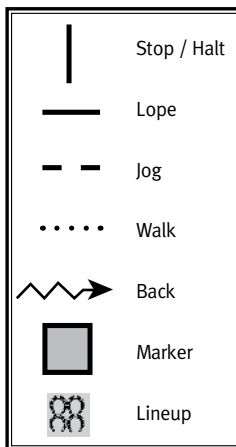
Lope a semi-circle on the left lead to marker B.

Stop.

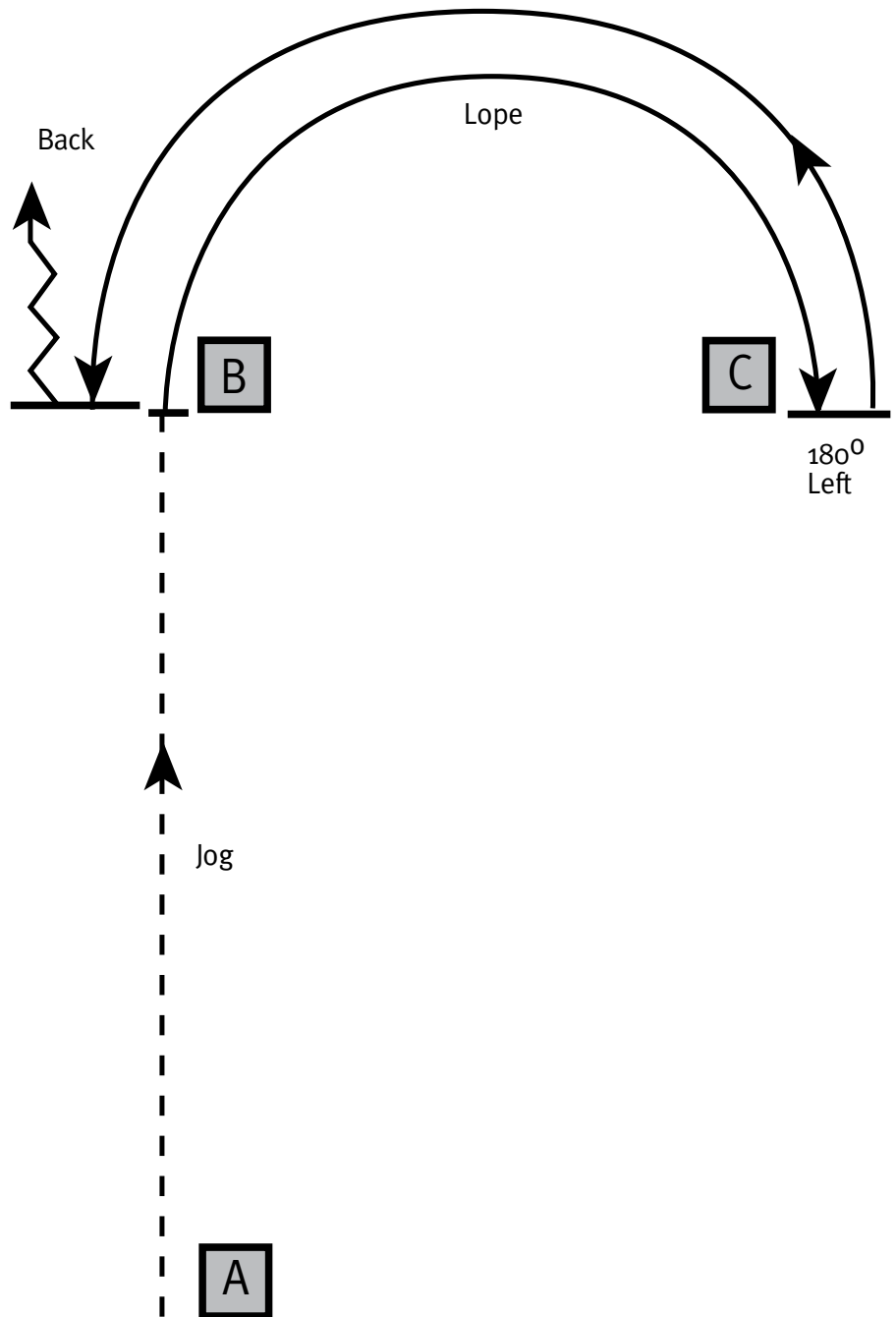
Back approximately five steps.

Return to the lineup at the jog or exit the arena at the jog.

This pattern may be used for 13 & under, 14-18, 18 & under, 19 & over, AHA Medal, and Championship Classes.



If used at a Regional or National Show, pattern may not be run from the lineup.



AHANC Patterns

Class # 191 • Western Horsemanship 14 - 18

Judges Kibler/Pacho

Western Horsemanship

PATTERN M • Tests 1,2,3,6

The drawn description of this pattern is only intended for the general depiction of the pattern. Exhibitors should utilize the arena to best exhibit their horses.

Be ready at marker A.

Pick up the left lead and lope to marker B.

Stop and pivot 360 degrees on hindquarters right.

Pick up right lead, lope a circle to right and lope to marker C.

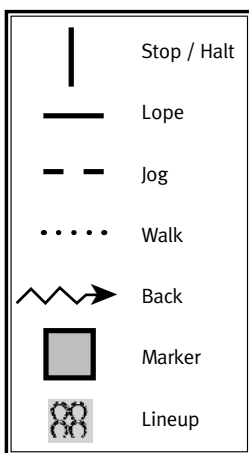
Stop and pivot 360 degrees on hindquarters left.

Pick up left lead, lope circle to the left and lope to marker D.

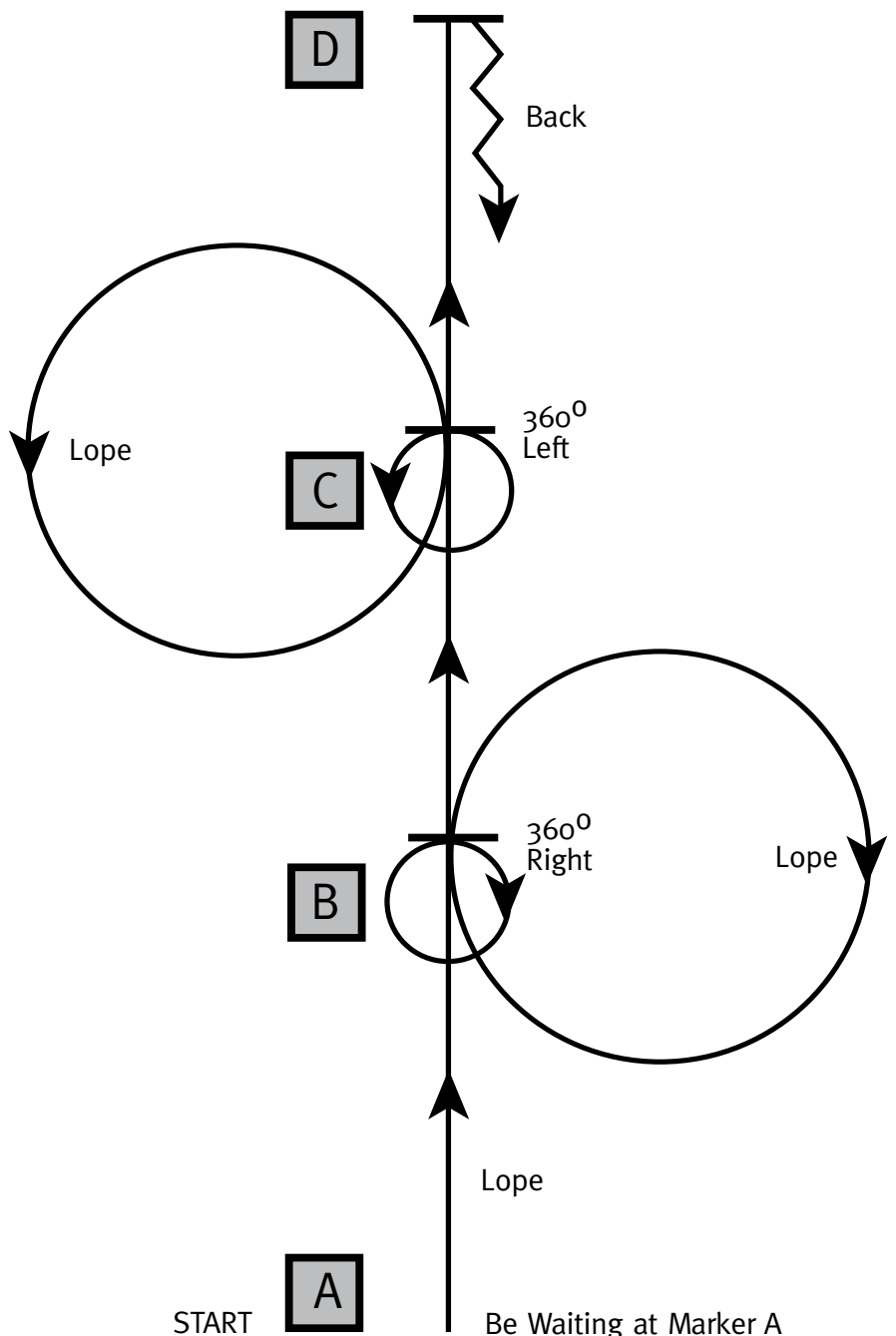
Stop at marker D and back approximately ten feet.

Return to the lineup at the jog or exit arena at the jog.

This pattern may be used for 13 & under, 14-18, 18 & under, 19 & over, AHA Medal, and Championship Classes.



If used at a Regional or National Show, pattern may not be run from the lineup.



AHANC Patterns

Class # 192 • Western Horsemanship ATR

Judges Kibler/Pacho

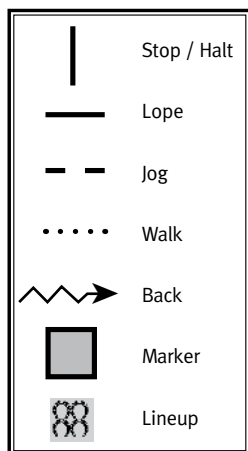
Western Horsemanship

PATTERN V • Tests 1,2,3,8

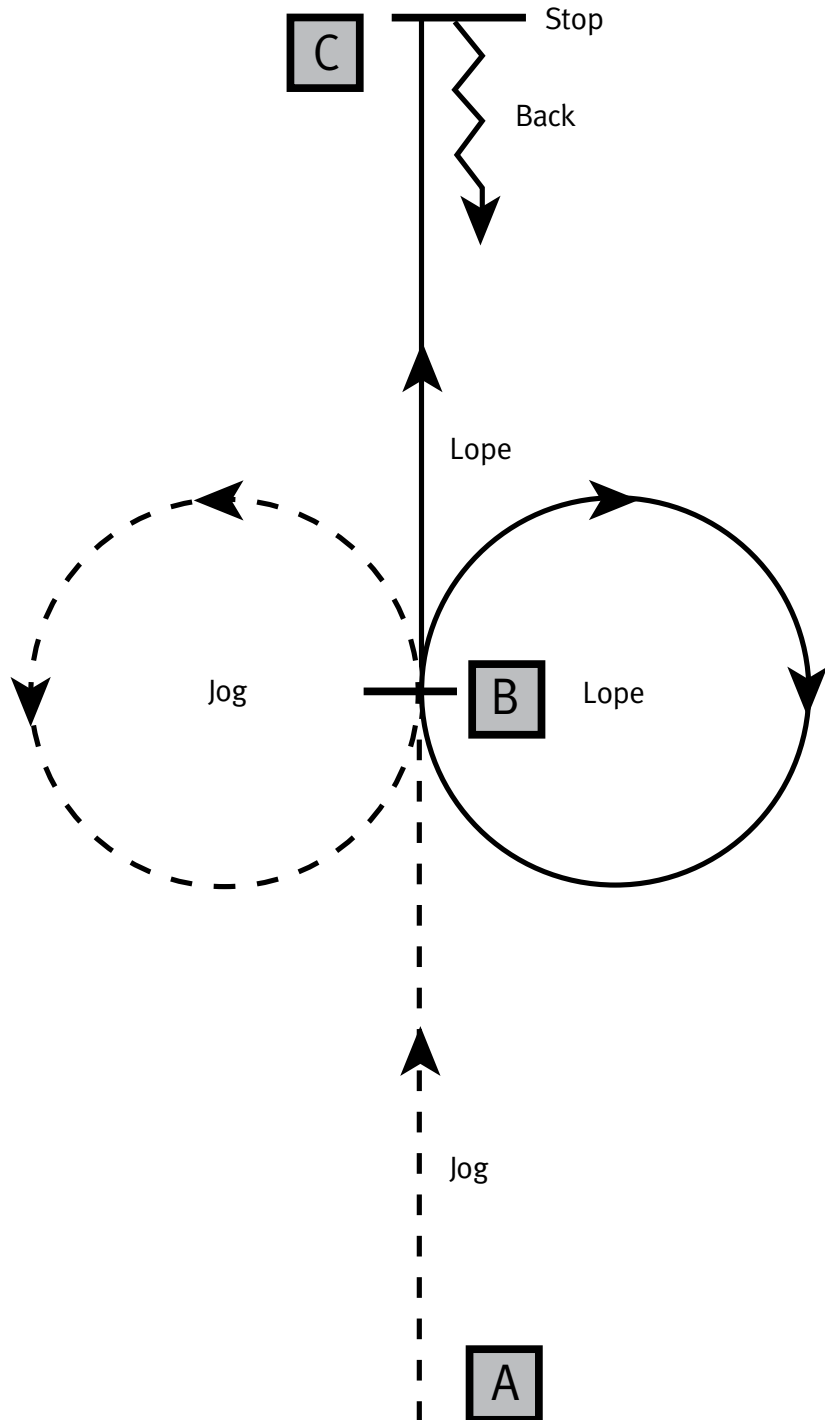
The drawn description of this pattern is only intended for the general depiction of the pattern. Exhibitors should utilize the arena to best exhibit their horses.

- Be ready at marker A.
- Jog from marker A to marker B.
- At marker B, lope a right circle.
- Returning to marker B. Stop.
- Drop stirrups and jog a circle to the left. Stop.
- Pick up stirrups and lope on left lead to marker C.
- Stop and back ten steps.
- Return to lineup at the jog or exit the arena at the jog.

This pattern may be used for 14-18, 18 & under, 19 & Over AHA Medal, and Championship Classes, but not 13 & under.



If used at a Regional or National Show, pattern may not be run from the lineup.



AHANC Patterns

Class # 200 - Western Horsemanship AHA Medal Judges Kibler/Pacho

Western Horsemanship

PATTERN B • Tests 1,2,3,6

*The drawn description of this pattern is only intended for the general depiction of the pattern.
Exhibitors should utilize the arena to best exhibit their horses.*

Be ready at A.

Lope on the left lead to B and stop.

Execute 270 degree turn to the right.

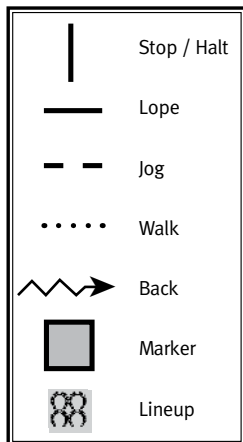
Lope on the right lead to C,
continuing at the lope, make a small
circle continuing to D and stop.

Execute a 180 degree turn to the left.

Jog to E. Stop and back ten feet.

Return to line or exit at a jog.

*This pattern may be used for 13 &
under, 14-18, 18 & under, 19 & Over,
AHA Medal, and Championship Classes.*



*If used at a Regional or National
Show, pattern may not be run from
the lineup.*

